



**Masonry  
Heater  
Association**  
Of North America

# The Mortar Board

1252 Stock Farm Road  
Randolph, VT 05060  
802-728-5896 Fax: 802-728-6004  
Email: bmarois@sover.net

*Creating the MHA Bond*

Winter 2003

## Officers 2003 - 2005

<b>President</b>	<b>Jerry Frisch</b>
<b>Vice President</b>	<b>Albie Barden</b>
<b>Secretary</b>	<b>Gary Hart</b>
<b>Treasurer</b>	<b>Rod Zander</b>
<b>Administrator</b>	<b>Beverly Marois</b>
<b>Webmaster</b>	<b>Norbert Senf</b>
<b>www.mha-net.org</b>	

## *Here's What's Happening in MHA!*

*Jerry Frisch, President*

Well, the Winter season is upon us. Hopefully all the heaters you built this last year will perform as planned. I know all my clients are anxious to start their new heaters, mostly in new digs!

It has been a busy and interesting year. I purchased a Le Panyol oven 2 years ago that is now near complete, at our Lopez cabin. We have used it every weekend even though it is not totally complete yet. The neighbors sure like it as they have been guinea pigs for my practicing cooking skills. Pizza, bread and beer can chicken have been the favorites.

Lou and I had a nice surprise visit from Gene Hedin from Minnesota. His daughter lives in Alaska but has property in Washington, about 50 miles from us. He is doing well considering he is on dialysis twice a week.

The new ASTM Standards are moving ahead quite well - see Tina Subasic's report. Also E6 1602 has been revised without any negatives. Thanks to Rod and Tina. They have done a great job and we all owe them great big thanks. I also would like to thank all of you who supported the effort financially. It will be worth it.

Several workshops were held this last year. I held one but only one person was able to come, even though five were sure they could come. Tim Seaton, with Albie, held one in North Carolina and it was a success. A Le Panyol oven in San Francisco - Ben Sotero with full crew helped. See website for photos. On workshops, I would suggest members who would like to attend let Bev know when you could be free to attend. Then possibly other members who have a job scheduled could turn it into a workshop.

Several heater plans will be ready to purchase soon - details in newsletter. Special offer members \$50.00 and non-members \$75.00 for full pack (three heaters + special details/features).

For 2004 Wildacres there will be some new models to build. Rod Zander will host a soapstone heater based on Ernst Kiesling's European design formulas, which will be for sale at a u-haul special for those who drive. At Wildacres 2003, Tom Trout offered to demonstrate basic drafting skills, etc. for client presentations. Maybe Rob and Norbert could show off their CAD drafting skills. Then as last year, in the evenings anyone with slides (digital or CD's) could show off his or her latest projects. Of course there will be time for the hands on certification, as well as the written for anyone who is ready. Then a portfolio is all that is needed to complete certification. All three steps can happen in any order, at any time. Send in for your manuals and lets get you started.

Every year there are three important meetings held at the HPBA Show. You should all try to be there. This year's show is in Anaheim, California, March 17th to 20, 2004. The MHA guys usually stay at a nearby Motel 8 which is affordable and within walking distance. The meetings will be: ASTM, HPBA Masonry Products Caucus and MHA Board of Advisors.

Also, there were three worthwhile articles in the Oct 03 Hearth and Home Magazine. One article on Gas Appliances and Mold by Paul Stegmeyer (not a masonry heater problem for sure), another article by Jim Houck and Paul Tieggs at OMNI on Gas vs. Wood usage, and an article by John Crouch of HPBA on New Opportunities for the Wood Burning Hearth Industry.

Finally, anyone who would like to present a workshop that would interest our members is more than welcome to offer. Or if anyone has a special request/workshop let us know and we will try to fit it in.

Have a good heater/oven building Winter. Hope to see you all at Wildacres. As always space is limited but it will be worth the effort.

Stay warm,



## ASTM E06.54.05 Meeting



Rod Zander, Chairman of E06.54 Subcommittee & Tina Subasic, PE, Technical Advisor for MHA at ASTM Meeting

The ASTM E06.54 Subcommittee on Solid Fuel-Burning appliances met in Tampa, FL October 19 and 20th, 2003. The full subcommittee (E06.54) met on 19 October to discuss the formation of a new task group on manufactured fireplaces coordinated by HPBA with Jack Goldman as chair. Jack Goldman and John Crouch, both with HPBA, have met with staff from the EPA office in North Carolina, and Connie Sue Oldham has been identified by EPA to work with the ASTM E06.54 subcommittee. It is hoped to conduct a meeting of the E06.54 subcommittee at EPA offices sometime in February or March 2004 so that Ms. Oldham can participate.

The task group on masonry heaters (E06.54.05) met on 20 October. Chairman Rod Zander was happy to report that the changes to the drawings in E1602, Standard Guide for Construction of Solid-Fuel Burning Masonry Heaters, and the corresponding changes to the text that were balloted this summer passed with no comments and no negatives. The new version of E1602 should be published later this year. By making these changes, the review cycle for E1602 is reset, and the newly revised version will be in effect until 2008 unless changes are made before then.

The task group also discussed the results of the E6.54 Ballot 03-02: Test Method for Determining the Thermal Performance Rating of Heating Fireplaces and Masonry Heaters. In all comments and negatives from 6 people were reviewed and resolved. Several changes to the text, including fuel load and firebox size, will be made in the next draft.

As a result of this ballot discussion, it was decided to remove references to fireplaces from this draft test method for the present time, while still making the standard as universal as possible. This was the result of several negatives from ASTM members in the masonry fireplace industry. In addition, a request was made to move a subcommittee in C4 on masonry fireplace emissions to the E06.54 subcommittee as a new task group to address emissions for masonry fireplaces. It is anticipated that several members of the masonry heater task group will participate on a masonry fireplace task group as well.

A new Practice for Preparing Masonry Heater Test-Fire Fuel Cribs and Kindling was presented by Paul Tiegs. This standard replaces and expands upon the same information formerly found within the Thermal Performance Test Method. A new Test Method for Measuring the Emissions Performance of Masonry Heaters was also presented by Tiegs. The task group anticipates balloting a first draft of both standards before the next meeting of E06.54 and E06.54.05 on March 20, 2004. This meeting will be held in Anaheim, CA in conjunction with the HPBA Expo.

...Tina Subasic, P.E

## ASTM DONATIONS

In February 2003 a solicitation letter was sent out to all members and all those interested to help further the development of the ASTM E6.54 Subcommittee standards.

To this date we have collected \$25,730.00 thanks to the donors listed below:

### Gold Donor (\$2,000 or more)

Brick Industry Association  
HPBA/John Crouch  
North Stone Heat Supply LLC  
Western States Clay Products

### Silver Donor (\$500 or more)

Albie Barden  
Ken Caldwell  
Kiesling Construction  
Jerry Frisch  
Eric Nilsen  
Timothy Seaton  
Norbert Senf  
Ben Sotero  
Temp-Cast Enviro-Heat Ltd  
David Thomen  
Rod Zander

### Bronze Donor (Up to \$500)

Bill Derrick  
Daniel Fisher  
John Fisher  
Hikari Fukazawa  
Gimme Shelter Construction, Inc.  
Gary Hart  
Ken Matesz  
Eric Moshier  
Padgitt Chimney  
Jim Pervis  
John Rousseau

Your contribution will give masonry the edge needed to continue as a viable alternative in current and future areas designated as EPA non-attainment areas. Donations are still being accepted at MHA Headquarters. *(If I have inadvertently left a donor off the list - please let me know.)*

## MHA Heater Plans available soon!

MHA has designed, built and tested three masonry heater plans which will be available for purchase in early 2004.

**The portfolio includes three sets of detailed plans for the:**

Finnish Contraflow (Small room heater 24' x 36')  
Kakelugn (Swedish Heater)  
Blacksburg Grundofen (Modified)  
(Materials list for each)

### Detail Option Drawings including:

Damper Options  
Clean Out Options  
Outside Air Options  
Options to Finish the Top (above capping slab)

Six line drawings

One Generic Heater Building Sequence Step-By-Step  
Copy ATR Engineering Masonry Heater Stabilization Report  
Copy of Swedish Emissions Report  
MHA Homeowner's Safety Manual & Burning Guide

Cost: \$50 for MHA Members, \$75 for non-members  
Reservations taken now.



# MARK YOUR CALENDARS & PLAN TO JOIN US!

## 2004 Masonry Heater Association Annual Meeting

April 19 - 25, 2004

Wildacres Retreat in Little Switzerland, NC

\$295 for the week

(includes 6 nights lodging and 17 meals)

- ◆ Rod Zander will host a soapstone heater build based on Ernst Kiesling's European design formulas.
- ◆ Tom Trout will present a workshop of basic drafting skills, etc. for client presentations.
- ◆ A Bakeoven build and annual Pizza Party.
- ◆ A workshop to discuss and create plans for the dismantling of a Tess Fireplace to be replaced by a masonry heater at MHA Headquarters in the near future.
- ◆ Evenings will be for personal exhibitions - anyone with slides (digital or CD's) to show off his or her latest projects.
- ◆ Evenings will also include informal Question & Answer Sessions and Troubleshooting Sessions.
- ◆ There will be time for the hands-on certification testing, as well as the written test for anyone who is ready.



If you have anything that you would like to suggest for the meeting - please let Bev know!  
Reservation forms will go out after the first of the year!

## Certified Heater Masons

Timothy Seaton of Timely Construction, Inc. in Camas, WA recently qualified to become an MHA Certified Heater Mason.

Timothy joins the elite list of Certified Heater Masons:

<u>Name</u>	<u>Date Certified</u>
Jerry Frisch	6/8/1998
Rod Zander	6/8/1998
Steve Bushway	6/15/1998
Dann Carnes	6/25/1998
John Fisher	7/10/1998
Norbert Senf	8/31/1998
Ben Sotero	9/10/1998
Heinz Flurer	3/26/1999
Gary Hart	6/7/1999
Frank Sotero	7/7/1999
Pat Manley	4/26/2000
Mark Klein	5/11/2001
Ken Matesz	6/6/2001
Timothy Seaton	7/22/2003



Timothy Seaton of WA, Johnny Zamkotowicz of NJ & Eduard Breuer (from Croatia) now VA at Wildacres03

To achieve this honor, a mason is required to demonstrate a working knowledge of relevant housing and fuel burning regulations and sufficient knowledge of masonry work by providing professional credentials deemed acceptable to the MHA. He also had to provide evidence of working knowledge of masonry heater design and construction consisting of verifiable documentation of three masonry heater construction projects completed within the past five years. To finalize the certification honor, he must achieve a passing score on the MHA certification exam.

# From Far and Wide

by Bill Derrick

... an MHA founding member attends Wildacres 2003



Wildacres Retreat was again the site for the MHA Annual Meeting. The faithful arrived Monday April 14, in time for the family style evening meal and room assignments and greeting old friends in the vicinity of the beer keg. This was my first visit and it took some family 'doin' to override a strong attraction to visit our oldest son and family of four grandkids stationed in Hawaii

It hardly seems possible that I had missed seven Wildacres Annual Meetings and it reminded me of our - BACK THEN- meeting in conjunction with the Wood Heating Alliance in Reno or Las Vegas. It was at that meeting when Albie Barden made a strong case for future meetings to always include some hands-on "brick and mortar sessions".

Bill Derrick That sentiment had traction and it was no big deal for our members to forego the time and expense involved to attend WHA meetings where we saw row upon row of new iron and steel stoves - not our main interest.

A time for change was evident. So, with Albie's urging and Tom Trout's knowledge of Wildacres a new format evolved and the rest is history of unqualified success.

However, this year's meeting had a couple of records: first we had the largest attendance and second the members came from Far and Wide. The world was our oyster with guys from Japan to Sweden - France to Croatia and up to Prince Edward Island. Hikari Fukazawa manages a wood chip heating plant in the north of his country. Although born and raised in Tokyo, he early identified a yearning to live and work near forests. His evening slide presentation revealed a deep dedication to woodheat in his country. So the eclectic week began.

Meetings were held in the beautiful library around a large comfortable table. Association business meetings, precise sessions to consider satisfactory language for standards groups (ASTM) and presentations on professional matters filled most mornings. Long time MHA member and supporter, Jay Hensley found the session on trouble shooting and conflict resolution most helpful, perhaps especially to new members (see her article "Jay's Learning Curve" in this newsletter).

The balance of day hours were devoted to building a Swedish KAGELUGEN contraflow heater with President Jerry Frisch as lead



Tom Hagelund - NY, Hikari Fukazawa - Japan, Jim Pervis - NM, Gregory Mason - VA and Scott Helms, NC show their skills on the Swedish Heater.



Tim Seaton- WA, Jerry Frisch- WA. Chris Luthi- WA. Dan Givens- AK, Norbert Senf- CN & Gary Hart- MO at the Chimney Lining Workshop given by Gary Hart.

questions so we all went away with clear awareness of another alternate building material. The house was incidental to seeing a new product from Holland, TEGELKA CHEL, precast modular unit in different sizes and any color. It will be handled by Tom. We easily dismantled the model unit and then put it back together with same ease. It uses Uppe hardware and can have a built-in bake oven or domestic hot water provision in models using four courses.

Back to Wildacres. The Swedish heater was fired only once after a struggle with wet wood. The oven was fired for 36 hours and was ready for the Pizza Party to which we invited other Wildacre guests and staff. Tom, John Rousseau and Hikari were allowed in the kitchen to work up the pizza dough and prepare vegetables. Hikari astounded his two kitchen mates with the speed, accuracy and thinness of his onion slicing - stand back next year!

Last evening meeting was touching as we and Jerry expressed appreciation for all the good works and spirit of Bev Marois who serves us all so well. Farewells and address exchanges were animated as we closed with good warm feelings of appreciation.

But it wasn't all over even though some needed to leave early to be back to check on their crews. A skeleton crew went forward on Saturday morning with the inevitable knock-down of their good work before going their various ways with a deep sense of appreciation for new friendships, techniques and experiences.

If you haven't made one of these most worthwhile Wildacres workshops, put it on your agenda for next year. You will be glad for the experience.

mason. This design has five passes of flue gasses and it exits at the top. Norbert Senf led the building of a Traditional French Bake Oven. We learned that the suction developed between firebricks was not sufficient to support the arch so a quick shift to a cardboard support was put in place. But now we know! Members drifted from job to job to maximize their experience. Some first timers showed joy and enthusiasm at yielding their trowels since in their company operations they are often relegated to management and did indeed miss the hands-on aspect.




The array of tools that came out of vehicles was amazing. Need a wet saw to cut some angles for the KAGELUGEN, David Moore pulls one down from his truck and the job goes on. Tom Trout seemed in charge of mortar mixing to keep up with the fast hands and trowels and to minimize the call for "More mud".

One morning we diverted from the planned agenda to visit Tom Trout's house abuildin' to the see the block walls cut from and easy to work material made from fly ash and pumice. Tom's creativity was evident throughout and generated a lot of good



Roger Poulin- CN, Emmanuel Barbier- France & Jean-Francois Vachon- CN

# MHA Specials

Quantity		Cost	Total
	<b>The MHA Color Brochure</b> (new low price) Customer Inquiry ♦ Showroom ♦ Trade Shows ♦ Fairs	<b>\$15/100</b>	
	 <b>The Masonry Heater Association Cotton T Shirt</b> Heavy cotton tan tee shirts XL, L & M MHA black & red Logo on front "Masonry Heaters... the intelligent choice" on back.      Size _____	<b>\$12.00 each</b>	
	 <b>The Masonry Heater Association Sweat Shirt</b> MHA black & red Logo on front Med Weight 50/50 Cot/Pol XL, L & M      Size _____	<b>\$18.00 each</b>	
	 <b>The Feel Good, Choose Wood</b> project is designed to present the public with accurate, positive information about the merits of wood heating. The project was initiated by a group of concerned companies and individuals (including our own John Gulland) who combined their time, expertise and resources to correct some misconceptions about woodburning.	<b>\$15/pkg of 50</b>	
	<b>NEW for Members!</b> <b>Short Heater Plans by Albie Barden</b> Albie Barden has made plans available for a 4' wide, 6' tall, 3' deep masonry heater. The plans are seven pages of comprehensive course-by-course drawings with sections and elevations for the owner-builder or mason. A great addition to The Finnish Fireplace Construction Manual.	<b>\$5.00 incl s/h</b>	
	Reserve your MHA Heater Plan Portfolio (available early 2004)	<b>\$50.00 incl s/h</b>	
	<b>2004 MHA Full Voting Membership</b>	<b>\$250.00</b>	

Shipping/Handling	\$4.95 or FREE w/membership
<b>Total Enclosed</b>	

**Enclose check, money order** (US Funds) **or:**

Visa/Mastercard # \_\_\_\_\_ Exp Date: \_\_\_\_\_

Signature \_\_\_\_\_

**Ship to:** (If address different than membership form.)

Name \_\_\_\_\_

Address \_\_\_\_\_

City \_\_\_\_\_ State \_\_\_\_\_ Zip \_\_\_\_\_

Daytime Phone \_\_\_\_\_

**Mail to:** Masonry Heater Association, 1252 Stock Farm Rd., Randolph, VT 05060



1252 Stock Farm Road, Randolph, VT 05060  
Phone: 802-728-5896 Fax: 802-728-6004  
Email: bmarois@sover.net

## MEMBERSHIP APPLICATION FOR DUES YEAR "2004"

TWO MEMBERSHIP CLASSIFICATIONS (Please Check One)

\_\_\_\_\_ FULL VOTING MEMBERSHIP: \$250.00 per year. Dues year is Jan 1st thru Dec. 31st.  
INCLUDES: Builders of heaters, dealers of heaters, distributors of heaters,  
manufacturers of heaters, and manufacturers representatives of heaters.

\_\_\_\_\_ NON-VOTING MEMBERSHIP: (ASSOCIATE) \$100 per year. Dues year is Jan. 1st thru Dec. 31st.  
INCLUDES: Non-industry people/or new members joining for first time.

APPLICANTS INFORMATION: (please type or print clearly)

YOUR NAME: \_\_\_\_\_

COMPANY NAME: \_\_\_\_\_

ADDRESS: \_\_\_\_\_

CITY: \_\_\_\_\_ STATE: \_\_\_\_\_ ZIP: \_\_\_\_\_

BUSINESS PHONE: \_\_\_\_\_ HOME PHONE: \_\_\_\_\_

FAX: \_\_\_\_\_ E-MAIL: \_\_\_\_\_

WEB SITE ADDRESS: \_\_\_\_\_

TYPE OF BUSINESS YOU OWN: \_\_\_\_\_

TYPE OF HEATERS YOU ARE INTERESTED IN, OR SPECIALIZE IN: \_\_\_\_\_

\_\_\_\_\_  
GEOGRAPHIC REGION YOU COVER: \_\_\_\_\_

SIGNATURE: \_\_\_\_\_

Visa/MasterCard # \_\_\_\_\_ Exp Date \_\_\_\_\_

Please return this sheet and your check, money order(US Funds) or Visa/MasterCard # to the address above.

## Jay's Learning Curve...

### Trouble-shooting Session is an eye-opener



Jay Hensley

The trouble-shooting session MHA President Jerry Frisch honchoed at Wildacres 2003 was an eye-opener, a reminder of the weird and unexpected things people sometimes do wrong in managing their new masonry heaters. My own protracted learning curve is a case in point. Mine is a hybrid fireplace/heater that Jerry custom-designed for the little 1200 Sq. Ft. A-frame I bought in the spring of 2001. Its open floor plan and central chimney were just what I needed for the heating system I'd set my heart on after seeing my first masonry heater at the Boston Energy Show in 1980. Jerry conducted the workshop that first week of May 2001 that made it possible for a grand international crew of stove masons and wannabes to build "a heater for Jay" at a price I could manage.

After a series of small break-in fires that early fall, I settled into laying up big top-burn fires. I used the free poplar slabs my horse-logger son Tim supplied, plus kindling I split from some of them. The very top layer was usually made up of dry twigs and pine cones the neighborhood kids and I gathered on bright sunny days down by my pond, after which we drank cold fruit juice and munched popcorn around the picnic table on the back porch. Sometimes the kids surprised me. There'd be a knock at my door, accompanied by much giggling, and they'd present me with an unsolicited box of hand-gathered kindling.

But the end result of those fires was disappointing. The heater just wasn't keeping my house warm enough. It didn't burn clean, either - not until I finally started running it with both the main damper and by-pass dampers wide open from light-off. Then my fires always took off, drew well and quickly burned clean. I loved being able to add wood to the hot coals and keep a nice fire burning all evening when I had company, or just for me when I stayed up late reading in my lounge chair in the front room.

Even so, I was expecting more heat! I conferred with Jerry and he said the slabs needed to be shorter in length and split into smaller pieces. He added that poplar isn't very hot-burning at best - not a good choice of fuel for really-cold weather

The situation improved somewhat after Tim cut the slabs into smaller pieces and split some seasoned hardwood firelogs into halves and quarters. The following year he delivered shorter lengths of split firewood, with a predominance of seasoned hardwoods in the mix.

Still, my heater didn't appear to be soaking up enough heat to keep my house in the 67 to 70 degree F. range I find most comfortable. I settled for anything over 60 degrees in the coldest weather and wore warm sweaters. Before company arrived, I ran an efficient little electric "milk room heater" full blast for 30 minutes or more, then hid it away in the closet, and also turned on the thermostat-run radiant heat in the kitchen and library ceilings.



Jay's Heater

In the end, it took a trouble-shooting visit from Jerry this past Spring before I learned what I was doing wrong. He watched me build a fire and light it, then told me I had confused the by-pass damper and the main damper, which possibility had not even occurred to me.

Wow, was my face red. As mentioned, I'd finally solved the supposed contrariness of my fireplace/heater by running it with both dampers wide open from light-off. But when I closed the heater down for the night; it was the main damper I was leaving partially open, not the by-pass. Consequently, heat was escaping up the chimney all night long.

Jerry patted me on the shoulder and said, "Sometimes even a smart chicken s \_ \_ \_ \_ in its own nest!"

I still run my heater with all three dampers - combustion air, main and by-pass-wide open until the fire burns down to a bed of coals. Then I close the combustion air and main dampers all the way and leave the by-pass slightly open to let any possible build-up of flue gas escape. In the morning the house is toasty warm. Sometimes the surface of the heater is actually too hot to keep my hand on for more than a few seconds. Upstairs in the open loft above the heater as well as in my writing-place room behind it, the temperature stays one or two degrees warmer than downstairs. Ah, bliss.

It has been my happy custom since childhood to pile on the covers and sleep in an unheated bedroom with the window cracked open. But guess what? On a cold winter's night here on Blue Lake Lane a few miles outside Berea, Kentucky, I have to keep my window closed against noxious smoke from the dirty-burning woodstoves and fireplaces of other homes in this semi-rural neighborhood.

...Jay Hensley, MHA Associate Member

## **MHA BROCHURES** now at a special reduced price for members...

Stock up on the MHA colored brochure at this low, low price of \$15 for 100 (15 cents per brochure).

Customer Inquiry ♦ Your Showroom ♦ Trade Shows ♦ Fairs

Order with your 2004 Full Voting Membership - no shipping costs.

**HAPPY HOLIDAYS!**  
[www.mha-net.org](http://www.mha-net.org)

